

Outdoor amenity Products



Piran Services

Planters

Small Half Round Planter
L 900 W 900 H 300mm




Medium Half Round Planter
L 1800 W 900 H 300mm



Bespoke Options Available

Large Half Round Planter
L 2450 W 1250 H 300mm



Raised Tiered Timber Bed Planter
L 900 W 900 H 780mm



Low Timber Bed Planter
L 1800 W 900 H 390mm



High Timber Bed Planter
L 1800 W 450 H 585mm




1.8m Round Log Planter
L 1800 W 1800 H 650mm



0.9m Round Log Planter
L 900 W 900 H 650mm



1.85m Planter Bench
L 1850 W 650 H 600mm



1.58m 3 Tier Small Sleeper Planter
L 1580 W 1580 H 780mm




0.95m Sleeper Planter
L 950 W 950 H 585mm




2.15m 3 Tier Large Sleeper Planter
L 2150 W 2150 H 780mm



1.8m Sleeper Planter
L 1800 W 950 H 585mm



2.4m Sleeper Planter
L 2400 W 950 H 585mm




Timber content only supplied for planters.

Benches


Rednall Bench Steel (No Back)
L 1660 W 310 H 445mm



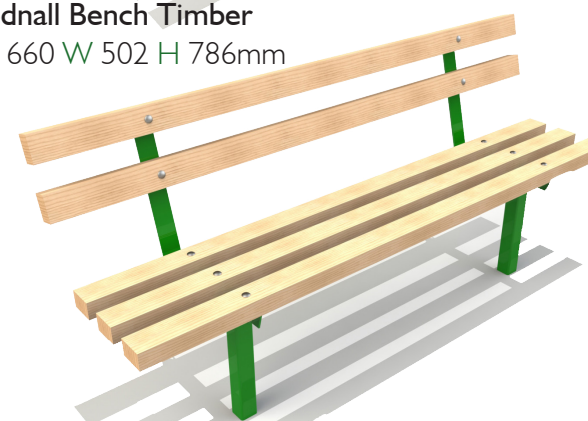
Rednall Bench Steel
L 1660 W 509 H 794mm




Rednall Bench Timber (No Back)
L 1660 W 298 H 450mm



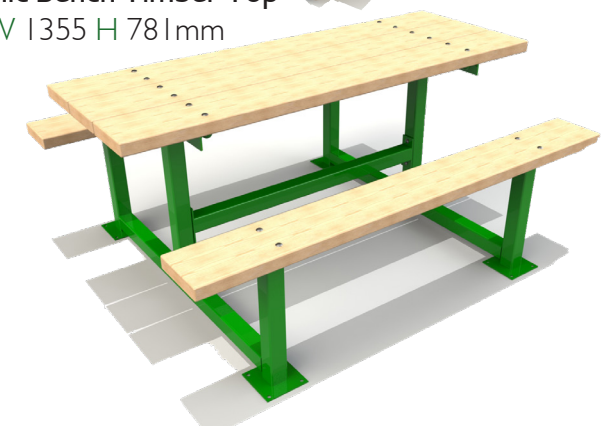
Rednall Bench Timber
L 1660 W 502 H 786mm



Holt Picnic Bench Steel Top
L 1660 W 1340 H 766mm



Holt Picnic Bench Timber Top
L 1660 W 1355 H 781mm



Bespoke Options Available


Ifton Bench
L 1800 W 400 H 450mm




Aston Bench
L 1800 W 629 H 893mm



Knolton Bench
L 2000 W 518 H 740mm



Frankton Picnic Bench
L 1660 W 1540 H 765mm

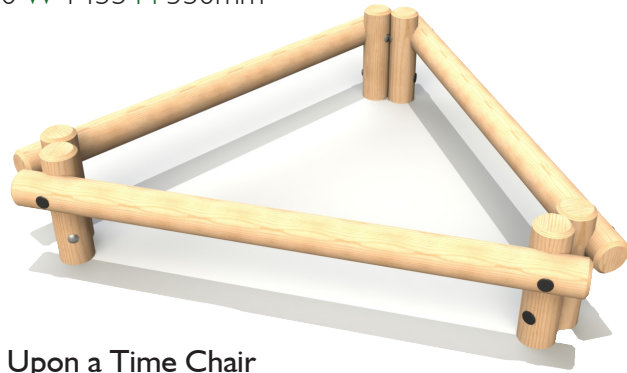


All tables and benches can be supplied wheelchair accessible.

Seating

Bespoke Options Available

Buddy Bench
L 1680 W 1455 H 350mm



Friendship Bench
L 2200 W 195 H 1879mm



Story Telling Chair
L 780 W 485 H 1400mm



Once Upon a Time Chair
L 775 W 772 H 1336mm



Button Stool
L 195 W 195 H 400mm




Check out our Website or
Story Time Brochure for
more Button Stool and
Toadstool options!




Toadstool
L 300mm W 300mm H 400mm


2.4m Sleeper Table and Benches
L 2400 W 1095 H 620mm



1.4m Sleeper Table and Benches
L 1400 W 1095 H 620mm



3.6m Sleeper Bench
L 3600 W 195 H 420mm



2.4m Sleeper Bench
L 2400 W 195 H 420mm


1.4m Sleeper Bench
L 1400 W 195 H 420mm

All tables and benches can be supplied wheelchair accessible.



Seating

Bespoke Options Available

2m Half Hexagonal Bench
L 1983 W 890 H 470mm



1.3m Curved Sleeper Bench
L 1294 W 385 H 420mm



2m Hexagonal Tree Seat
L 2056 W 1780 H 470mm



1.8m Curved Sleeper Bench
L 1793 W 388 H 420mm



3m Open Octagonal Bench
L 3000 W 2663 H 450mm



3m Half Octagonal Bench
L 3000 W 1700 H 450mm



3m Octagonal Tree Seat
L 3000 W 3000 H 450mm

All tables and benches can be supplied wheelchair accessible.

Amphitheatres

Bespoke Options Available

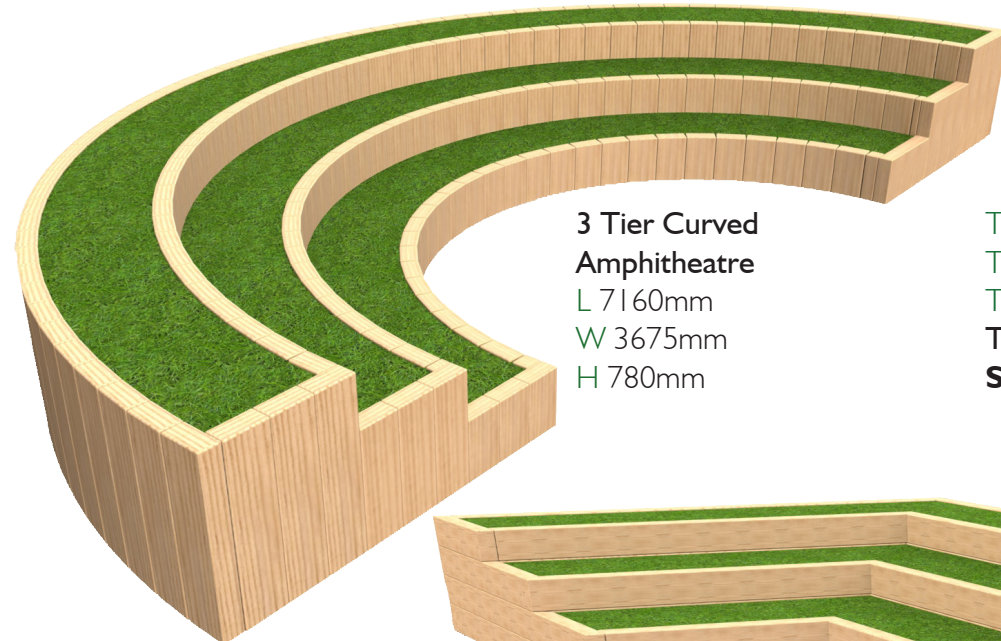
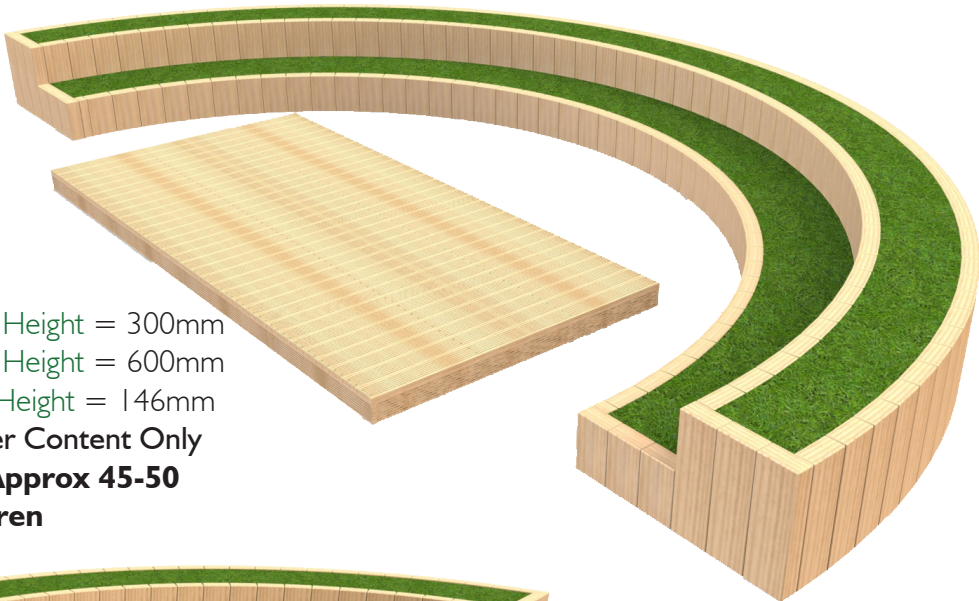


2 Tier 5 Sided Amphitheatre
L 6321mm
W 3003mm
H 585mm

Tier 1 Height = 390mm
Tier 2 Height = 585mm
Timber Content Only
Sits Approx 30-35 Children

2 Tier Curved Amphitheatre Including Stage
L 7994mm
W 4095mm
H 600mm

Tier 1 Height = 300mm
Tier 2 Height = 600mm
Stage Height = 146mm
Timber Content Only
Sits Approx 45-50 Children

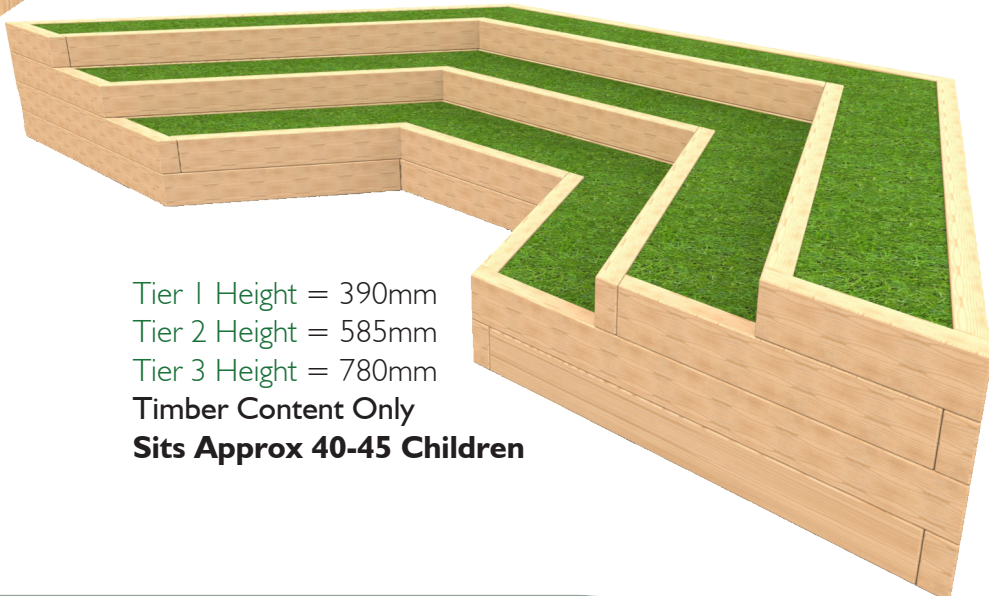


3 Tier Curved Amphitheatre
L 7160mm
W 3675mm
H 780mm

Tier 1 Height = 300mm
Tier 2 Height = 540mm
Tier 3 Height = 780mm
Timber Content Only
Sits Approx 50-55 Children

3 Tier 3 Sided Amphitheatre
L 6956mm
W 3000mm
H 780mm

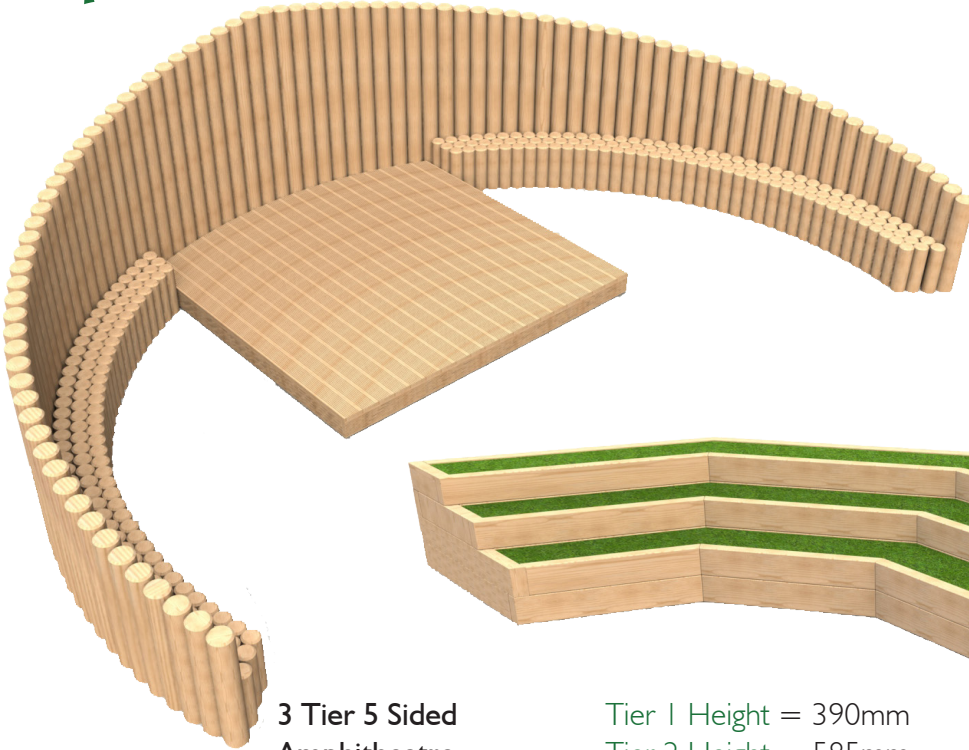
Tier 1 Height = 390mm
Tier 2 Height = 585mm
Tier 3 Height = 780mm
Timber Content Only
Sits Approx 40-45 Children



Timber content only supplied for amphitheatres.

Amphitheatres

Bespoke Options Available



3 Tier 5 Sided Amphitheatre
L 7362mm
W 3500mm
H 780mm

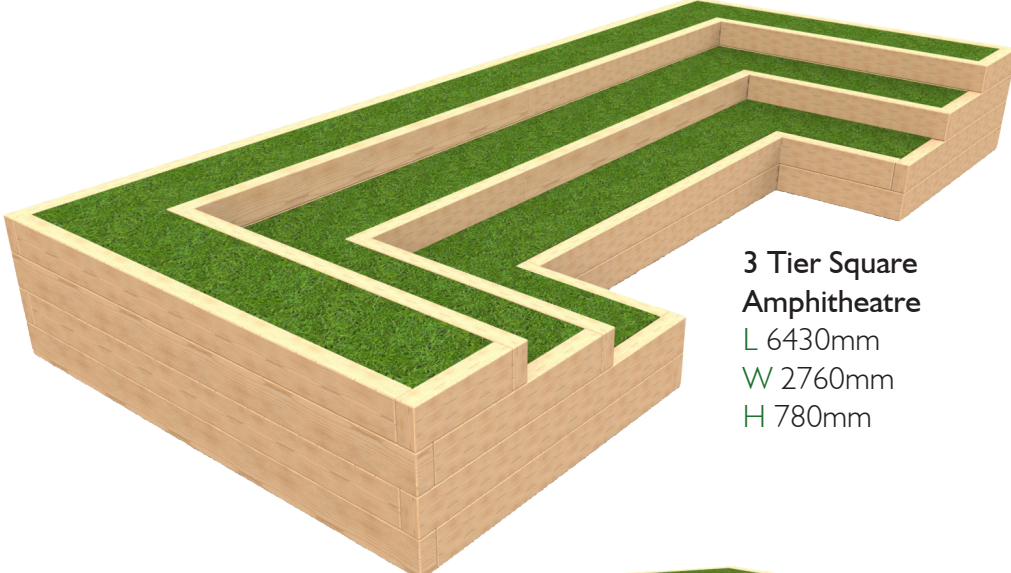
Tier 1 Height = 390mm
Tier 2 Height = 585mm
Tier 3 Height = 780mm
Timber Content Only
Sits Approx 55-60 Children

Theatre Area
L 6120mm
W 3964mm
H 1580mm
Seat Height = 350mm
Stage Height = 146mm
Timber Content Only
Sits Approx 15-20 Children




3 Tier Square Amphitheatre
L 6430mm
W 2760mm
H 780mm

Tier 1 Height = 390mm
Tier 2 Height = 585mm
Tier 3 Height = 780mm
Timber Content Only
Sits Approx 50-55 Children



3 Tier Square Staggered Amphitheatre
L 6430mm
W 3370mm
H 780mm
Tier 1 Height = 390mm
Tier 2 Height = 585mm
Tier 3 Height = 780mm
Timber Content Only
Sits Approx 60-65 Children



Timber content only supplied for amphitheatres.

Pergolas

Circular Pergola

Outer Radius: 9000mm

Inner Radius: 6500mm

Height: 2600mm

Straight Pergola

L 4000 W 3000 H 2400mm

Planter Pergola

L 7400 W 3600 H 2200mm

x2 Noughts and Crosses Play Panel

x2 Talking Tubes

x2 Planters with Benches

Bespoke Options Available



Finger Posts

Finger Post

Height: 2400mm

Width: 1600mm

Each directional pointer is engraved on both sides and can be made bespoke to your exact requirements.

Standard Finger Post



Deluxe Finger Post with bespoke HDPE name sign also available



If you require any more information do not hesitate to ask.

Palisade Fencing

Bespoke Options Available


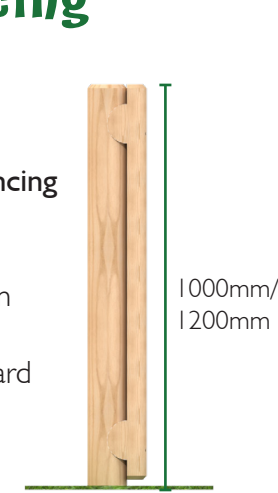
Standard Palisade Fencing

Length 2450mm

Width: 150mm

Height: 1000/1200mm



Dimensions per standard section.



Standard Palisade Gate

Length: 1530mm Width: 163mm



Height: 1000/1200mm



Self Closing Palisade Gate

Length: 1420mm Width: 145mm

Height: 1000/1200mm



Palisade 2.4m Maintenance Gate

Length: 2773mm

Width: 163mm

Height: 1000/1200mm

Timber Palisade Fencing is an ideal way to secure any playground!



Image Shows

- 2.4m maintenance Gate.
- Self Closing Gate.
- Standard Palisade Fence Sections.

If you require any more information do not hesitate to ask.

Tree Trunks

Bespoke Options Available




Tree Trunks

Perfect for children’s gardens, outdoor play, or natural seating.

Each Tree Trunk adds an element of natural play to any outdoor space. The tree trunks are not treated so they will naturally decay over time.

Available in lengths up to 3.6m with an average diameter between 50 - 60cm.

2.4m Tree Trunk Bench




Average diameter between 50 - 60cm

2.4m Tree Trunk Balance Beam



L: 2400mm W: 550mm H: 550mm
(approx dimensions)



Available Features Include:

Seat Cut Outs



Flat Top & Cross Hatch



‘V’ Cut Outs



Peeled



Tree Trunks

Bespoke Options Available



Tree Trunk Chair With Natural Stools



Create a natural seating area by combining the tree trunk chair and natural stools. Both products can be supplied with the bark intact or peeled.

It is important to note that all the Tree Trunk products are untreated, and the bark and timber will naturally decay over time.

Natural Stool

Dia: 175 - 225mm H: 500mm
(approx dimensions)

Tree Trunk Chair

Dia: 500-600mm H: 1000mm
(approx dimensions)

Natural Stepping Logs

Dia: 500-600mm Height: 150mm
(approx dimensions)



Natural Step Ups

L: 1610mm W: 550mm H: 450mm
(approx dimensions)





The ability to offer unrivalled value for money whilst still ensuring exceptional quality and longevity is key.

The Outdoor Amenity range accommodates all ages, budgets and play scheme sizes. Our uncompromising approach to safety during the design and manufacturing process is paramount.

In order to ensure the highest level of accuracy, all units are produced on a custom made, state of the art, 6 Axis CNC machine.

This technology allows us to offer unparalleled accuracy in the field of play timber production.